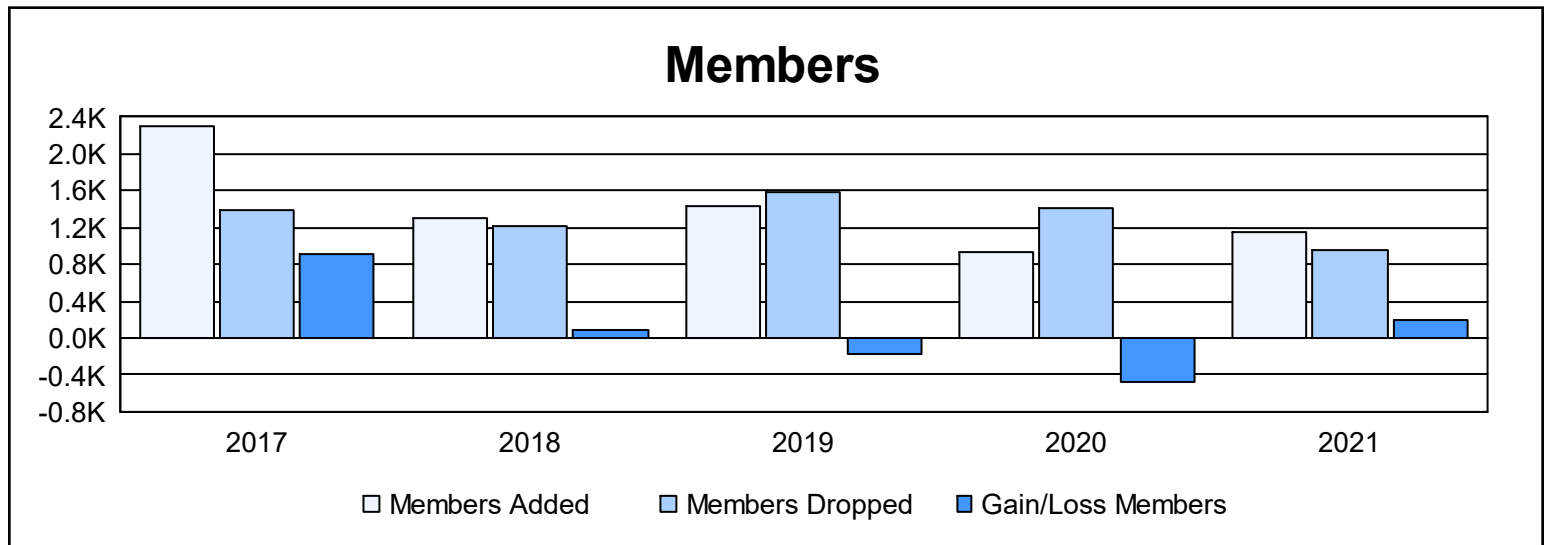
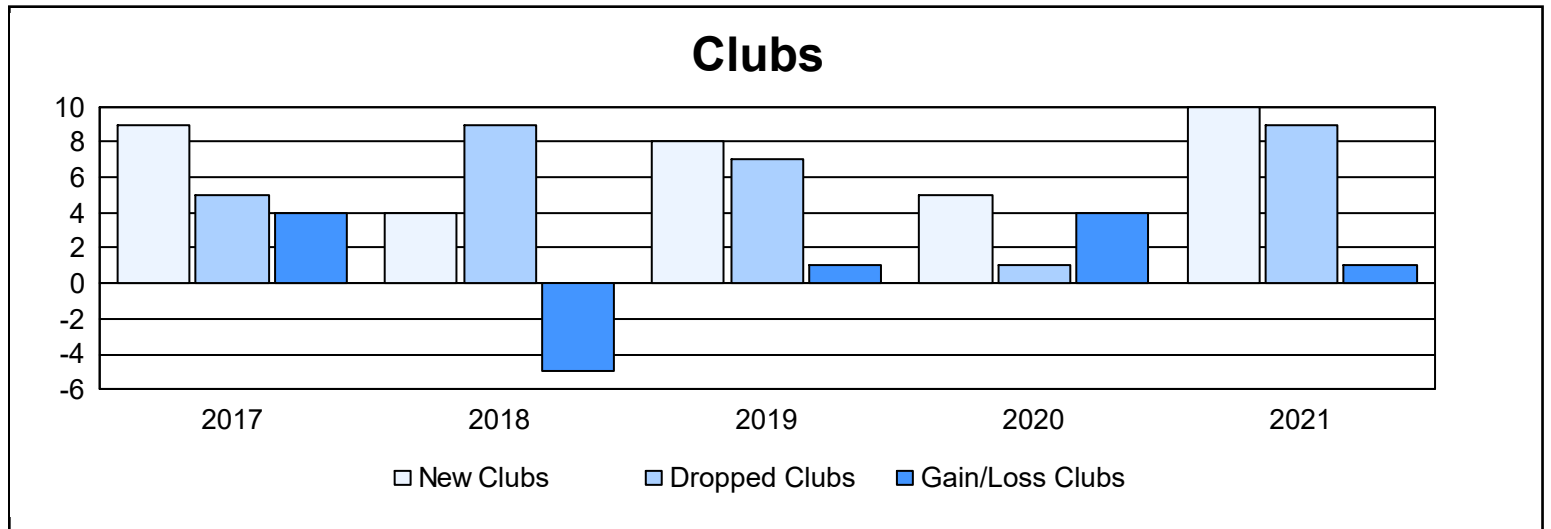
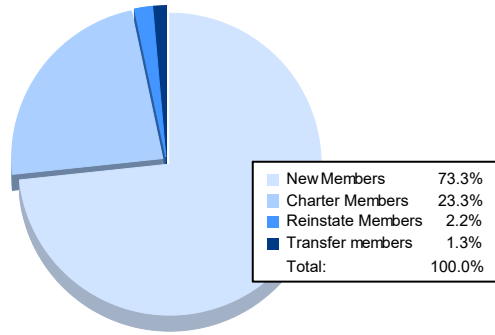


| Year | New Clubs | Dropped Clubs | Gain/ Loss Clubs | New Members | Charter Members | Reinstate Members | Transfer Members | Total Member Added | Total Members Dropped | Gain/ Loss Members |
|----------------|-----------|---------------|------------------|--------------|-----------------|-------------------|------------------|--------------------|-----------------------|--------------------|
| 2016-2017 | 9 | 5 | 4 | 1,886 | 350 | 48 | 23 | 2,307 | 1,394 | 913 |
| 2017-2018 | 4 | 9 | -5 | 1,102 | 112 | 69 | 18 | 1,301 | 1,212 | 89 |
| 2018-2019 | 8 | 7 | 1 | 1,040 | 306 | 60 | 17 | 1,423 | 1,592 | -169 |
| 2019-2020 | 5 | 1 | 4 | 722 | 132 | 59 | 22 | 935 | 1,413 | -478 |
| 2020-2021 | 10 | 9 | 1 | 847 | 269 | 25 | 15 | 1,156 | 959 | 197 |
| Average | 7 | 6 | 1 | 1,119 | 234 | 52 | 19 | 1,424 | 1,314 | 110 |



Membership Composition June 2021 Cumulative



Gender Composition June 2021 Cumulative

